



ALPHAFIT

CORE 45 DEGREE BACK EXTENSION

1 | THE BEST LOOKING 45 DEGREE BACK EXTENSION ON THE MARKET

The Core 45 Degree Back Extension has a sleek, multi-functional design to target the lower back, glutes and hamstrings. Built to hold a combined weight of 250kg with a max lifting weight of 100kg.

3 | ADD RESISTANCE

The Core 45 Degree Back Extension comes with two AlphaFit Band Rail Pegs for added resistance if you choose.

5 | FIND THE PERFECT SETTING WITH EASE

A key point of difference in the AlphaFit design is the adjustable pads which can be set to 16 different positions in 20mm increments. The gas-assisted adjustable pad with oversized linear rods make it easier to adjust the height of the machine.

2 | LARGER FOAM PADS AND FOOTPLATE FOR EXTRA COMFORT

Featuring large foam pads for you to rest your pelvis and hips on and a large footplate to adjust your stance, the back extension ensures a comfortable workout position.

4 | WHEELS FOR EASY MOVING

Two Polyurethane wheels included in the machine's design, makes it easy to be moved anywhere in your space.

6 | PROUDLY MADE IN AUSTRALIA, CUSTOMISE THE BACK EXTENSION YOU'VE ALWAYS WANTED

The Core 45 Degree Back Extension is 100% Australian made allowing us to offer an unbeatable level of customisation including colour and branding. Part of the newest range of AlphaFit Core machines, you can easily create the best strength setup for your unique space and training requirements.

Standard model pictured - Core 45 Degree Back Extension in Charcoal Grey. Custom colours and branding available. Contact your sales representative for more information.



Learn more at alphafit.com.au/core-45-degree-back-extension

ALPHAFIT

“














DESIGNED AND
ENGINEERED IN
AUSTRALIA WITH PEAK
PERFORMANCE AND
AESTHETICS IN MIND, THIS
PRODUCT IS GUARANTEED
TO BE A HEAD TURNER IN
YOUR COMMERCIAL GYM,
SPECIALTY STRENGTH OR
REHAB FACILITY.

”



CORE 45 DEGREE BACK EXTENSION SPECIFICATIONS

Product Dimensions (L x W x H):	1400mm x 950mm x 1050mm
Product Working Floor Area (L x W) :	2000mm x 2500mm
Product Weight:	86kg
Height Adjustments:	16 positions (20mm increments)
Warranty:	'Built Not Bought' warranty
Standard Colour Options:	Choose from 13 colours

				
Charcoal Grey	Blue	Red	Orange	Pink
				
Yellow	Bright Green	Black	White	Silver
				
Desert Sand	Army Green	Turquoise		

